

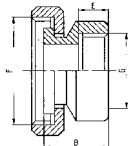


ΘΗΛΥΚΟ SMS ΣΕ ΘΗΛΥΚΟ BSP
 L. + N. I.D. T. BSP
 ADAPT. DOUILLE/FEM. GAZ
 C. + T. SMS H. GAS

ΣΥΣΤΟΛΙΚΟ ΑΡΣΕΝ. ΣΕ ΘΗΛΥΚΟ BSP
 MALE PART I.D. T. BSP
 ADAPT. NEZ FIL./FEM. GAZ
 M. SMS H. GAS REDUCCIÓN

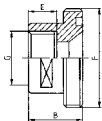
ΣΥΣΤΟΛΙΚΟ ΛΑΪΝΕΡ ΣΕ ΘΗΛΥΚΟ BSP
 LINER I.D. T. BSP
 ADAPT. DOUILLE/FEM. GAZ
 C. SMS H. GAS REDUCCIÓN

162 S



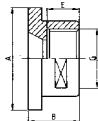
DN	B	E	F	G	gr
25	30,0	18,0	40-6	1"	200
38	33,0	18,0	60-6	1 1/2"	470
51	35,0	23,0	70-6	2"	540
63	40,0	23,0	85-6	2 1/2"	1.020
76	47,0	28,0	98-6	3"	1.370
101	54,0	28,0	132-6	4"	2.090

163 S



DN	B	E	F	G	gr
25	26,0	18,0	40-6	3/4"	70
38	30,0	18,0	60-6	1 1/4"	200
51	35,0	23,0	70-6	1 1/2"	225
63	38,0	23,0	85-6	2"	390
76	44,0	28,0	98-6	2 1/2"	500
101	45,0	28,0	132-6	3 1/2"	1.140

164 S



DN	A	B	E	G	gr
25	95,5	28,5	18,0	3/4"	45
38	55,0	29,0	18,0	1 1/4"	120
51	65,0	34,0	23,0	1 1/2"	135
63	80,0	34,0	23,0	2"	220
76	93,0	40,0	28,0	2 1/2"	310
101	127,0	41,0	28,0	3 1/2"	740